

MADE IN EUROPE



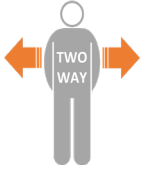
This product has been developed and manufactured using both raw materials and with production in Europe.

Choose quality, save money, and protect the environment.

(UK) User Manual

40_20231010_UK

Disposable Cover



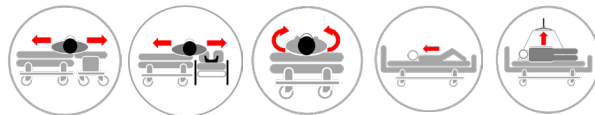

MC 002-1251



MC 002-1265



MC 002-1520



Article no.	HMI no.	Name - Size	UDI-DI/GTIN
<input type="radio"/> MC 002-1251	82346	Disposable Cover Master Board 210x52	5744001971871
<input type="radio"/> MC 002-1265	102680	Disposable Cover Master Board 130x56	5744001971888
<input type="radio"/> MC 002-1520	82354	Disposable Cover Vision Board 100x60	5744001972113

Regulation MDR 2017/745 for medical devices class 1



ISO 12 31 03 25

The Original Nordic
Human Handling Concept



Developed &
Manufactured by:



Thank you for choosing a product from master care A/S.

We recommend reading the user manual thoroughly before using the product (-s).

The information in this user manual applies to the shown products provided that the products have not been modified or customized and that the products have been used as recommended in this user manual.

If the customer changes, repairs or uses the product in other combinations than recommended by master care A/S the CE-approval no longer applies and the guarantee becomes void.

In case of doubt, contact master care A/S or our distributor in your area.

MDR (EU) 2017/745:

Products in this user manual is CE-approved and follows the harmonized standards. This means that the products are in compliance with the essential health and safety directives. The product(-s) comply with the standards in the Medical Device Regulation MDR (EU) 2017/745 – Class 1.

The intended use of the product/-s:

The product can be used on the board in combination with a Nylon Cover.

Slide the Cover over the Master Board to prevent the user from having direct contact with the board and thereby increasing the hygiene.

Correct use of the product:

Mount the Disposable Cover around the sliding board. The surface optimizes the transfer and improves the hygiene since the patient is not in direct contact with the board.

Warning:

Do not leave the product on the floor due to the risk of slipping and falling. Do not leave the product under the patient for a long time due to risk of local accumulation of heat.

Risk assessment:

Always make a risk assessment and a functional assessment of the user prior to using the product. This way using the product for transferring or moving a user, is ergonomic and legally sound.

Knowledge of the product/transferring:

It is important that the user of the product has been properly instructed in the use of the product and has read the user manual thoroughly prior to using the product.

master care A/S provide education in the use of products and on our website all user manuals can be found.

Life span:

The product is for Single Patient Use and can be used several times for the same patient if the hygienic requirements are fulfilled.

Cleaning with alcohol is allowed. Storage in original packaging at medium temperature is recommended.

Products with insufficient friction reduction or other deficiencies must be discarded. This way you will always keep a sound and healthy work environment for both helper and user.

Guarantee:

master care A/S provide a 2-year guarantee covering material defects and manufacturing defects if the product has been used correctly.

Unintended events and injuries when misusing the products:

Unintended events must always be reported to the appropriate National Authority and to master care A/S or the distributor in the current country.

master care A/S and our distributors take no responsibility for personal injuries or product damages if the product(-s) have been used in contravention of the by the manufacturer recommended intended purpose or proper use of the product.

Sideways transfer with Transferboard and Super Glide ECO – Two helpers:



1. Turn the user to side lying. Helper A places the Master/Vision Board with the Super Glide ECO - Tube around itself. Place it close to the spine. For comfort and optimal working conditions use a draw sheet.



2. Turn the user back to supine lying. Helper B pushes the user a bit onto the board and Helper A pulls the draw sheet. The Super Glide ECO - Tube circles around the board and reduces friction.



3. Push/pull the user to the opposite bed. After the transfer, push the board towards a vertical position to remove the board. Alternatively cut the Super Glide ECO - Tube open with a pair of scissors, pull the board out and pull the lower part of the Super Glide to remove it.



Technical Specifications

Warnings



Never leave the user on the product when lying on the edge of the bed.



Never leave the product on the floor.



Make sure that all relevant brakes are activated before transferring the user.



CE-certification:

This product is CE-approved and follows the harmonized standards. This means that the products are in compliance with the essential health and safety directives. The product(-s) comply with the standards in the Medical Device Regulation (EU) 2017/745 – class 1.

Materials:

MD PE



Detergents pH level:

This product tolerates detergents / disinfectants with a pH level between 5-9.



Surface cleaning:

The surface of this product can be cleaned with a wet cloth and soap.



Disinfectants:

This product tolerates alcoholic disinfectants with a pH level between 5-9.



User Manual:

Always read the User Manual thoroughly before using the product.



Disposal:

Always make sure to follow local guidelines when disposing or discarding the product. The product can be reused alongside LDPE.



Maintenance:

The product is for Single Patient Use and can be used several times for the same patient if the hygienic requirements are fulfilled. Products with insufficient friction reduction or other deficiencies must be discarded.

Storage:

Storage in original packaging at medium temperature is recommended.

For more information, videos Quick Guide etc., visit www.master-care.dk

Find us on:

